

TROLLEY



SPECIALTY
VEHICLES



TROLLEY SPECIFICATIONS

CLASSIC AMERICAN SERIES-25 FOOT

STANDARD EQUIPMENT SPECIFICATIONS

	English	Metric
SEATING CAPACITY	23	23
HEIGHT (in/mm)	136	3454
LENGTH (in/mm)	315	8001
WIDTH (in/mm)	96	2438
WHEELBASE (in/mm)	158.5	4026
STEP HEIGHT (in/mm)	11	279
MAXIMUM SPEED WITH LOAD	65 mph	105 km/h
TURNING RADIUS (ft/m)	23'6"	7.17
VEHICLE WEIGHT RATING (lb./kg)	20,000	9072
CURB WEIGHT (lb./kg)	14,100	6409
POWER RATING (hp/kw)	190	142
MODE OF POWER	DIESEL	DIESEL



CLASSIC AMERICAN SERIES-33 FOOT

STANDARD EQUIPMENT SPECIFICATIONS



	English	Metric
SEATING CAPACITY	39	39
HEIGHT (in/mm)	136	3454
LENGTH (in/mm)	400	10160
WIDTH (in/mm)	96	2438
WHEELBASE (in/mm)	228	5791
STEP HEIGHT (in/mm)	11	279
MAXIMUM SPEED WITH LOAD	65 mph	105 km/h
TURNING RADIUS (ft/m)	35	11
VEHICLE WEIGHT RATING (lb./kg)	25,500	11590
CURB WEIGHT (lb./kg)	15,800	7182
POWER RATING (hp/kw)	205	153
MODE OF POWER	DIESEL	DIESEL



CLASSIC AMERICAN SERIES-37 FOOT

STANDARD EQUIPMENT SPECIFICATIONS

	English	Metric
SEATING CAPACITY	36	36
HEIGHT (in/mm)	136	3454
LENGTH (in/mm)	452	11481
WIDTH (in/mm)	96	2438
WHEELBASE (in/mm)	208	5283
STEP HEIGHT (in/mm)	11	279
MAXIMUM SPEED WITH LOAD	65 mph	105 km/h
TURNING RADIUS (ft/m)	38	11.58
VEHICLE WEIGHT RATING (lb./kg)	31,000	14060
CURB WEIGHT (lb./kg)	21,000	9454
POWER RATING (hp/kw)	245	182
MODE OF POWER	DIESEL	DIESEL



TROLLEY FEATURES

- Authentic Trolley Styling
- Welded Tubular Steel Body/Floor Frame
- Solid Hardwood Interior
- Replica Wood Slat Seats
- Handicap Accessibility
- Vintage Style Graphics
- Full Climate Control Systems
- Gasoline, Diesel, Propane(LPG), Natural Gas Power(ONG)
- Riveted Aluminum Exterior Panels
- Polished Brass Interior Fixtures
- Polished Brass Bells
- High Gloss Automotive Quality Paint
- Transit Quality Flooring

Above trolley colors are a few examples of "Du Pont Fleet Colors"



SPECIALTY VEHICLES, INC.

18331 Enterprise Lane
 Huntington Beach, CA 92648
 Tel: (714) 848-8455 / 1-(800)-SVI-TRAM
 Fax: (714) 848-6755
 Website: www.specialtyvehicles.com
 E-Mail: svi1@ix.netcom.com

A California based business, Specialty Vehicles, Inc. was incorporated in 1982. Having the largest trolley product line in the industry, Specialty Vehicles' Classic American Trolleys are available in standard and themed designs. Depending on the customer's specifications, trolleys can be manufactured or customized to meet the customer's specific requirements.

TROLLEYS

Trolleys have been the mode of transportation in the United States since the 1800's. This popular form of transportation has been redesigned into today's rubber tire trolley models. The nostalgia of riding in a trolley car has been a success story for cities that have developed a trolley transportation system or use trolleys as part of their tourist attractions. Trolleys come in various sizes and colors and are able to accommodate up to 50 passengers.



LAYOUT, PLANNING, & ENGINEERING

Once receiving the customer's specifications, Specialty Vehicles analyzes all aspects of the customer's intended use, prior to selecting a particular vehicle.

In dealing with so many cities, historic societies and tour organizations, Specialty Vehicles' expertise in this area is a key benefit for our customers.

Trolleys can be customized in many different configurations with regard to layout and seating. Models can be totally open, completely enclosed or semi-open with a removable wall section. Every trolley is planned, engineered and designed




to the customer's exact specifications and requirements incorporating the daily usage, terrain and environmental operating factors of the vehicle.

C CONSTRUCTION

The Classic American Trolley is built with materials and craftsmanship of the highest grade and quality available in the industry. To increase the durability of a trolley, focus is placed on the design and construction of the framework of each unit.

All trolleys are manufactured under the strict conformance of applicable U.S. federal laws and regulations. Each vehicle receives a complete under frame undercoating and sealing process prior to shipment.



P PERFORMANCE

Classic American Trolleys are designed to perform in various settings. Depending on climate, road conditions and the customer's final operation requirements, our trolleys are performance designed and built to perfection.



QUALITY CONTROL

Specialty Vehicles' trolleys adhere to strict quality control standards throughout the construction and assembly process. Upon completion, all trolleys undergo thorough road testing, air conditioning testing and water leakage testing procedures.



FEATURES

Specialty Vehicles' Classic American Trolleys are manufactured on heavy duty American and foreign chassis in front and rear engine pusher models. Chassis features include various gross vehicle ratings, engine sizes, left and right side steering and transmissions to meet various applications. Specialty Vehicles' trolleys can be made ADA accessible with platform lifts, under floor lifts or step well lifts. Body features include complete interiors with wood grain paneling, high quality hard wood slat seating, air conditioning, heating and advertising accommodations.



FREIGHTLINER[®]
A Subsidiary of **FREIGHTLINER**
CORPORATION

