

Starlite

A high-value narrow-body bus with a higher level of efficiency and flexibility

Outside, the Starlite's van-like width and length make it one of the most maneuverable, most manageable mid-size buses available today. Inside, our signature flat wall construction provides maximum width for passengers, both in their seats and in the aisle. Three popular floor plans are shown here. Call us for more choices and more information.



Standard Interior Features

- 81" interior width
- 76" interior ceiling-to-floor height on standard floor
- Straight sidewalls for maximum comfort at shoulder height
- Seat track on sidewall
- Ribbed rubber aisle w/carpet under seats
- 5/8" plywood flooring
- Ceiling fabric for sound proofing
- FRP sidewalls for easy cleaning
- White step nosing on landing
- 1-1/4" vertical left hand entry assist
- Stanchion & modesty panel at entry door
- Interior driver's light
- Power distribution & diagnostic center w/fuses
- Stepwell entry door light
- Switch panel within driver's reach
- Incandescent lighting

Standard Exterior Features

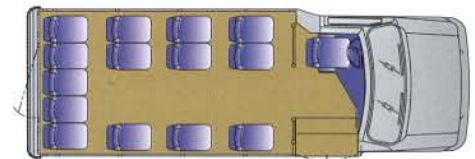
- Steel cage construction in sidewalls, rear wall, roof, over driver and in floor
- Aerodynamic fiberglass front
- "Starview" driver visibility window
- Electric operated passenger entry door w/four windows
- Upper double-T slider windows w/climate control tint
- Steel rear bumper
- Rear mud flaps
- Aluminum sidewalls and rear wall
- One-piece roof
- Stylized rear radius trim
- Exterior flat mirrors
- Undercoating
- Insulation in roof sidewalls, rear wall
- Drip rail over sidewall windows
- Aluminum skirts
- Steel wheel wells
- Rubber splash apron on rear wheels
- Graphics package
- Sealed beam rear lights

Popular Options

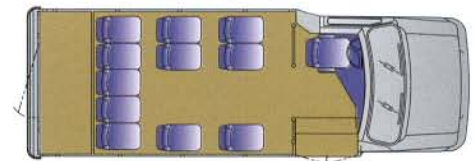
- Front mud flaps
- Spare tire and wheel
- Stainless steel wheel inserts
- Interior flat mirror
- Rear door and window
- Overhead luggage racks
- Rear luggage area
- Door ajar and buzzer package
- Rear air conditioning
- Rear heat
- Rubber on entire floor
- Right hand entry grab rail
- Ceiling grab rail(s)
- Padded vinyl or cloth on ceiling or walls
- AM/FM cassette, four speakers
- Deluxe AM/FM/cassette/PA system
- Deluxe AM/FM/CD, four speakers
- TV/VCP, cabinet, two speakers
- Reading lights
- High-back or medium-back seats
- Flip-up armrests
- Auto-reset circuit breaking
- Padded grab rails on seat backs
- Reclining seats
- Seat belts
- Fire extinguisher, emergency kit
- ADA wheelchair lifts
- Double wheelchair doors
- ADA wheelchair securement systems
- Flip and foldaway seating



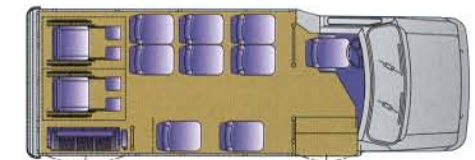
Power distribution & diagnostic center w/fuses. Panel has 5 year warranty.



14 passengers plus driver.



11 passengers plus driver, with secure rear cargo area.



Lift system for wheelchair passengers, plus 8 ambulatory passengers.

Call us with your complete specifications, seating alternatives, bid requirements and other needs. We are ready to offer you the quality and integrity that made Starcraft famous.

Due to a program of continuous product improvement, specifications, features and options are subject to change without notice. Contact Starcraft or your Starcraft dealer for complete information.

Your Starcraft Bus Dealer:

STARCRAFT

QUALITY & INTEGRITY SINCE 1903

2703 College Ave. • Goshen, IN 46528

800-348-7440 • Fax: 574-533-6850

email: businfo@forestriverinc.com

www.starcraftbus.com



Starlite

An economical, easy-entry
narrow-body bus from Starcraft



The Starcraft Starlite gives you the passenger space you need, the floor plan flexibility you want, and the economical price you require, all in a width that allows the vehicle to maneuver in the tightest traffic.

Your drivers will love our narrow, nimble profile; easier to drive, park and maneuver than its bigger brothers. Passengers will be impressed with the added shoulder room provided by our signature flat-wall construction that doesn't intrude on the space inside. Boarding is easy, because of our low first-step height. You'll recognize the higher levels of quality and style that have become Starcraft Bus hallmarks.

When your requirements are best met by a narrow-body bus, choose Starcraft quality and durability offered in many different floor plans, with wheelchair and luggage options. Contact us or your Starcraft Bus Dealer for the details!

STARCRAFT 



The Starlite interior, shown with one of several seating choices and with optional rear air conditioning.